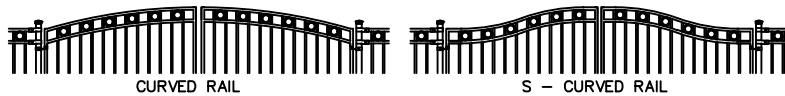


**GATE TOP OPTIONS**



NOTE 1. 89mm DIA. (3 1/2") CAST ALUM. RING

OPTION: 89mm DIA. (3 1/2") CAST ALUM. DIAMOND



**SPECIFICATIONS:**

**POSTS RAILS:** NORTH AMERICAN PRODUCED EXTRUDED PRIME MARINE ALUMINUM 6061-T6

**FINISH:** SEVEN STAGE ARCHITECTURALLY CERTIFIED PRETREATMENT AS PER AAMA 2604. SUPER DURABLE ELECTROSTATICALLY APPLIED POWDER COAT - MIN THICKNESS 2.5 MILS

**POSTS:** 51mm x 51mm (2"x2"), .125WALL STANDARD (.188 WALL AVAILABLE)

**POST CAPS:** PYRAMID, BALL, SPIRE OR ACORN

**RAILS:** 25mm x 25mm (1" x 1"), .125WALL (top and bottom), .180WALL (sidewall)

**UPRIGHTS:** 25mm x 25mm (1" x 1") .065WALL

**PICKETS:** 16mm x 16mm (5/8" x 5/8"), .080 WALL

**INFILL:** 89mm DIA. CAST ALUMINUM RING OR DIAMOND (USE RINGS UNLESS OTHERWISE NOTED)

**WELDS:** ALUMINUM - FULL TACK BOTH SIDES OF PICKET

**COLOUR:** STANDARD COLOURS ARE BLACK, SEMI-BLACK, BROWN, GREEN WHITE & FOREST GREEN. CUSTOM COLOURS AVAILABLE UPON REQUEST

**AVAILABLE GATE HEIGHTS:**

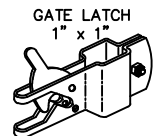
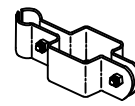
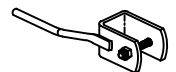
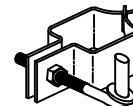
762mm (30")  
 914mm (36")  
 1067mm (42")  
 1219mm (48")  
 1524mm (60")  
 1829mm (72")

SHOWN

**FITTINGS**

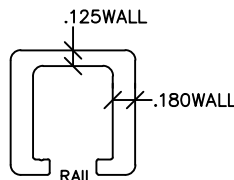
POST COLLAR c/w 1/2"x3" HINGE BOLT

GATE FINGER 1" x 1"

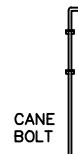
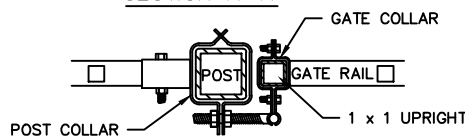


GATE COLLAR 1" x 1"

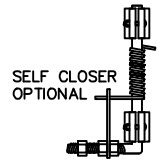
**SECTION B-B**



**SECTION A-A**



CANE BOLT



SELF CLOSER OPTIONAL

COMMENTS: DOUBLE SWING GATE



TITLE

**IRON EAGLE I ALUMINUM SERIES  
 STYLE 2120 DOUBLE SWING GATE**

DRAWING No.

**A2120-DG**

CHK'D

DATE: JAN 12, 2018